

2- 进阶技巧

坚果云使用技巧

Tips for Nutstore

如果您还未熟悉坚果云的基本功能，建议先阅读《坚果云快速向导》及《如何使用坚果云提高工作效率》，本文将为您介绍坚果云独有的几个实用功能，帮助丰富您的使用场景：



[手机身份验证](#)



[永久收藏微信文章](#)



[Office 文档的随时编辑、同步](#)



[WebDAV 接口的使用](#)



[与 Onenote、印象笔记的搭配使用](#)



[智能增量同步](#)



[云桥模式](#)

手机二次验证

众所周知，国内安全环境恶劣，近期更是爆发大量苹果手机因为某邮件厂商邮箱密码泄露，导致用户信息泄露乃至被敲诈的事件。为强化账户安全，我们为用户提供微信、谷歌身份验证器及手机短信等多种二次验证方式，即使密码不小心泄露，坚果云中的文件仍然安全无忧。

具体操作步骤：

如图，在[坚果云网页端](#)“账户信息” -> “安全选项” -> “手机身份验证” 中进行设置：



永久收藏微信文章

在微信中看到喜欢的文章如何保存到坚果云随时查看？

邮件中收到的附件又如何一键转存到坚果云中呢？

坚果云邮件抽屉功能可以帮助您实现：

- 1) 永久收藏微信文章
- 2) 一键转存邮件附件至坚果云

具体操作步骤:

下载安装[坚果云移动端](#)，登录您的坚果云账户，找到“设置” -> “开启邮件抽屉”；



在微信中，有您喜欢的公众号文章，点击右上角分享按钮，选择邮件的方式，收件人填写“坚果云”，会自动弹出坚果云邮件抽屉：

确认发送，微信公众号文章会被转存为PDF格式保存在您的坚果云中，存放路径为“我的坚果云/邮件抽屉”，方便您随时查看：



如果按照此方法无法正常收藏微信文章，可查看[坚果云帮助中心](#)，了解更详细的操作步骤，邮件附件的一键转存也是同理，转发给“坚果云邮件抽屉”后会被自动保存至坚果云。

Office 365 的数据同步

Office 系列软件（Word/Excel/PowerPoint）已经成为办公人群的装机必备，如何在手机上也能打开、编辑 Office 文档，并及时地同步到云端呢？

坚果云可与Office 365软件完美集成，在手机/平板上可随时打开编辑Office文档和表格，保存后自动回传至云端，真正实现移动办公。



具体操作步骤：

在手机上安装坚果云及Office移动客户端（Word/Excel/PowerPoint），登录您的坚果云账户及Office 365账户：

我有坚果云账号

输入要用于 Word 帐户的电子邮件地址或电话号码。

下一步

在Office软件中找到“打开” -> “其他”，可以直接打开坚果云中的文档进行编辑，编辑后返回，修改版本会自动回传至云端，并同步更新至您的所有设备：

回，修改版本会自动回传至云端，并同步更新至您的所有设备：



如果您没有开通Office 365服务，也可以在Office移动客户端（Word/Excel/PowerPoint）中

打开Office文件进行查看，只是无法进行在线编辑和保存同步。

WebDAV 接口

坚果云是国内唯一一家提供 WebDAV 接口的同步网盘，您可以通过 WebDAV 接口实现与多款 App 效率应用的数据同步和备份，其中包括：Notability、GoodReader、PDF Expert、iThoughts、Zotero、WPS、扫描全能王等。

您可以在坚果云网页端或移动端中进行第三方应用的授权，具体步骤如下：

在网页端

进入坚果云官网，登录您的坚果云账户，右上角“账户信息” -> “安全选项” -> “第三方应用管理”，添加应用名称及应用密码：

第三方应用管理

用于授权第三方 WebDAV 应用访问您的云空间。

示例

服务器地址：https://dav.jianguoyun.com/dav/

账户：zhaowei+demo@nutstore.net

密码：(应用密码)

您当前未授权任何第三方应用

[添加应用密码](#)

第一步，请输入名称，以帮助您记住使用该密码的应用，例如 iWorks

名称：

在移动端

下载坚果云移动客户端，进入“设置”->“第三方应用管理”->“添加应用密码”：



进入您需要进行数据同步的软件App中（以PDF Expert为例），找到软件内的同步设置，选择WebDAV一项，填写第一步中设置好的“服务器地址”、“账户”、“应用密码”三项信息，完成后可使用坚果云进行相关应用软件的数据同步，具体步骤也可参考[坚果云帮助中心](#)。



与 OneNote、印象笔记的搭配使用

习惯使用 OneNote，但苦于笔记存储空间太小？

在印象笔记中，如何添加坚果云中的文件作为附件呢？

备份OneNote笔记内容：

您可以使用坚果云存储自己的OneNote笔记内容，具体操作步骤可以参考[热心网页教程链接](#)；

在印象笔记中插入坚果云文件：

在手机上同时安装了坚果云和印象笔记的移动客户端后，在印象笔记中可以插入坚果云内的文件作为笔记附件，具体操作步骤可以参考坚果云公众号（jianguoyunhq）中的[图文介绍](#)。



智能增量同步

坚果云通过先进的增量同步技术，实现文件智能增量同步，当您修改一个已同步文件时，在同步时只上传文件中修改过的部分，并不把整个文件全部重新上传，尤其是针对较大文件如ai、psd等设计文件时，能帮助您有效节约时间。

云桥模式

电子化办公导致人们存储在电脑上的资料越来越多，电脑磁盘的空间已远远不能满足需求。

如何既节省磁盘空间，又能实时同步文件呢？

安装或更新到 Windows4.0+ 版本后，打开资源管理器，在“设备和驱动器”中就能看到坚果云盘符。双击盘符可以查看云端内所有的同步文件夹和其中的文件。

未同步到本地的文件/文件夹，在云桥模式下的图标显示半透明，且带有"☐"标记。这些透明图标不占用本地空间，只有在双击打开时，才会被下载到本地。按需下载，即需即取。这对文件数量比较多的用户来说，不必全部同步到本地就能查看所有文件，可以大幅节约本地磁盘空间。

关注我们，获取更多使用技巧

了解坚果云专业版及高级专业版服务[请点击](#)、免费试用坚果云团队版请[请点击](#)；



新浪微博@坚果云



腾讯微信公众号@坚果云



You are suggested to read the Quick Reference of Nutstore and How to Improve Working Efficiency by Using Nutstore first if you are not familiar with the basic functions of the App. The unique practical functions of Nutstore will be introduced in the article to help you enrich your application scenarios:



[Mobile identity authentication](#)



[Collecting WeChat articles for good](#)



[Office editing and synchronization anytime](#)



[Usage of WebDAV interface](#)



[Matched usages with Onenote and Evernote](#)



[Intelligent incremental synchronization](#)



[Cloud Bridge mode](#)

Mobile secondary verification

As everyone knows, domestic security environment is far from ideal. Recently the information of many Apple mobile phone users was disclosed and such users were even extorted due to the leakage of an email provider's email password. In order to intensify the security of accounts, we provide multiple secondary verification methods such as WeChat, Google Authenticator and SMS for users. Therefore, their files are still safe and sound even their passwords are disclosed by chance.


Specific steps:

on the webpage of Nutstore, make the settings in the "Account information" ->

"Safety options" -> "Mobile identity authentication" :

Wechat Two-factor Authentication

Google Two-factor Authentication



Enable two-factor authentication

Scan qrcode on the left and subscribe our wechat official account, you will receive a passcode.

Type your passcode in the received wechat message:

Auth and Enable

Collecting WeChat articles for good

How to store any WeChat article you like in Nutstore for future reading at any time?

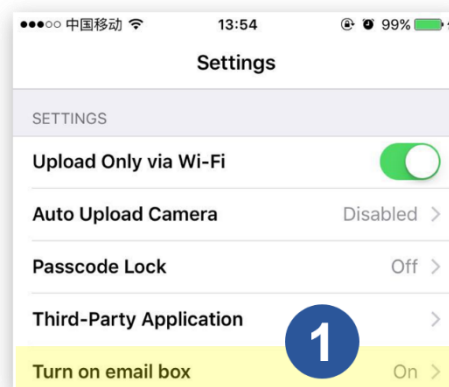
How to store the attachment from an email in Nutstore by pressing one key?


The mail drawer function of Nutstore can help you realize:

- 1) Collecting WeChat articles for good
- 2) Storing email attachments to Nutstore by pressing one key

Specific steps:

Download and install the mobile client of Nutstore, log on your Nutstore account and find the "Settings" -> "Turn on email box"



If you like any article in WeChat, you can click the share button  at the top right corner and select the mode “mail” and fill in “Nutstore” in the column of “receiver” , Nutstore mail drawer will pop up automatically:



After confirming the sending, the article will be stored in your Nutstore in the format of PDF and storage path is “My Nutstore/mail drawer” for your future reference at any time:



You can check Nutstore Help Center if you fail to collect WeChat articles as per the above method to know more detailed operation steps. The method also applies to storing email attachments by pressing one key. Such attachments will be stored in Nutstore automatically after they are forwarded to “Nutstore mail drawer” .

Office 365 data synchronization

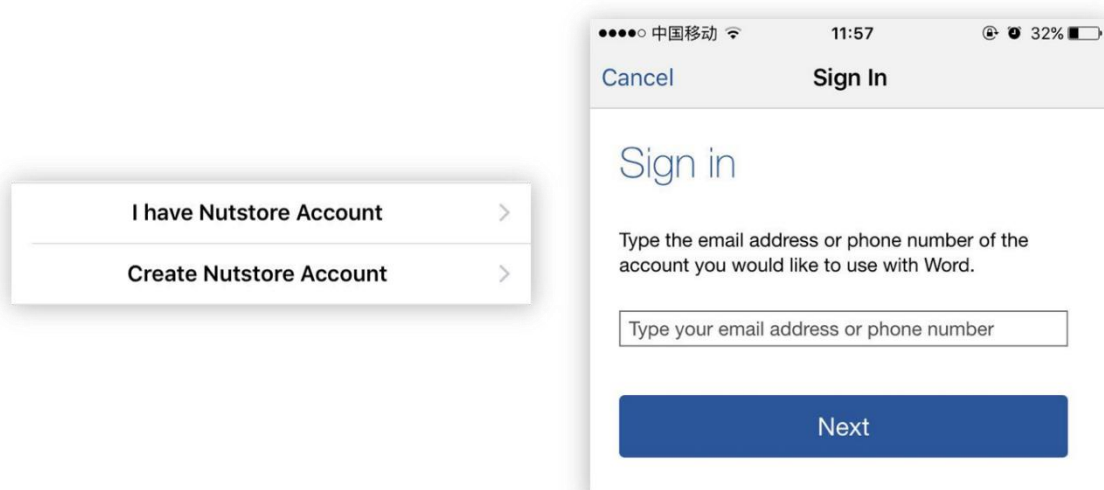
Office software (Word/Excel/PowerPoint) has been an indispensable part of each computer. How to open and edit Office files and timely synchronize them to the cloud?

Nutstore can perfectly integrate with Office 365. You may open and edit Office files and forms on their mobiles/tablets. After storing such files and forms, they will be automatically transferred to the cloud to truly achieve mobile officing.



Specific steps:

Install Nutstore and Office mobile client (Word/Excel/PowerPoint) and log on your Nutstore account and Office 365 account:



In Office, find "Open" -> "Others" , a file in Nutstore can be opened directly and edited. Return after the editing, the modified version will be automatically transferred to the cloud and synchronized and updated in all devices of yours.

If you haven' t enabled Office365 services, you may open a file in Office mobile client (Word/Excel/PowerPoint) for reviewing, but you cannot perform online editing and synchronization.

WebDAV Interface

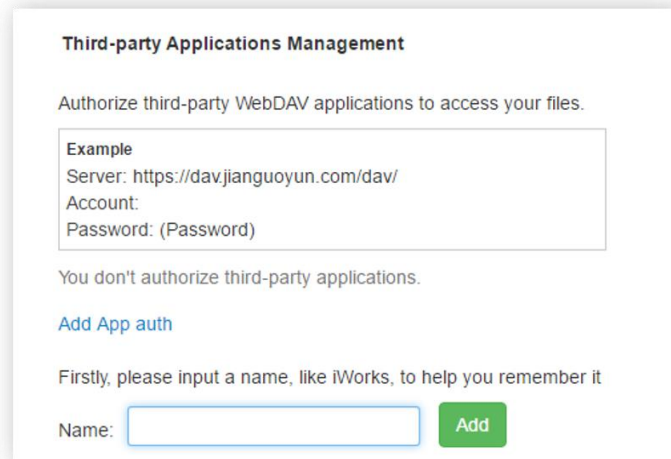
Nutstore is the only synchronous network disk providing WebDAV interface in China.

Users can synchronize and back up the data of many efficiency Apps including Notability, GoodReader, PDF Expert, iThoughts, Zotero, WPS, and CamScanner via WebDAV interface.

You may authorize third-party applications on the webpage or mobile client of Nutstore. The specific steps are as follows:

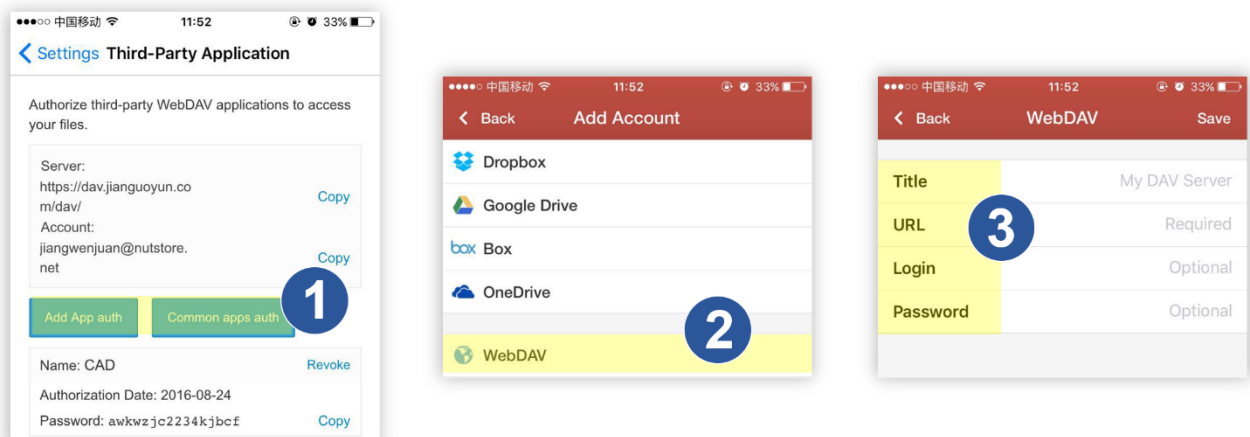
On the webpage

Access to the official website of Nutstore and log on your account, add the names and passwords of relevant Apps on the top right corner "Account information" -> "Safety options" -> "Third-party application management" .:



On the mobile client

Download the mobile client of Nutstore and go to the "Settings" -> "Third-party application management" -> "Add App passwords" :



Enter an App for data synchronization (e.g. PDF Expert), find the synchronization setting and select WebDAV. Fill in the "server address" , "account" and "app

password” preset in Step 1, use Nutstore to conduct data synchronization with relevant applications. Refer to Nutstore Help Center for specific steps.

Matched usages with Oonenote and Evernote

You are accustomed to Oonenote but worry that the note storage space is too small?

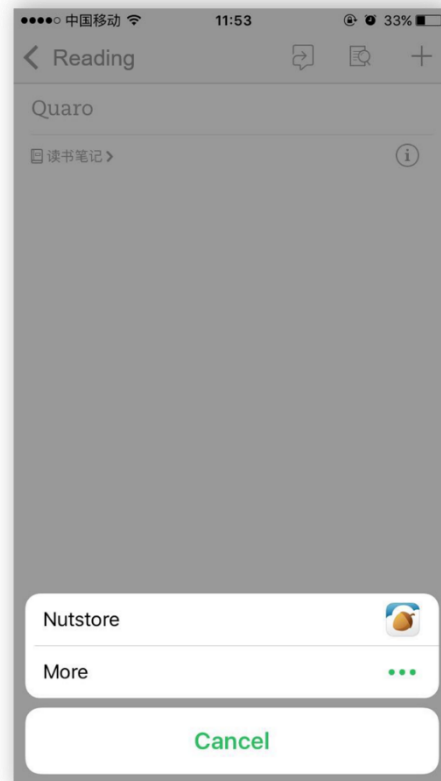
How to add Nutstore files as attachments in Evernote?

Back up the notes in Oonenote:

You can use Nutstore to store your Oonenote notes. Refer to the [link of webpage course](#) for specific steps:

Insert Nutstore files in Evernote:

After installing the mobile clients of Nutstore and Evernote on your mobile, you can insert Nutstore files in Evernote as note attachments. Refer to the image and text introduction in the official account of Nutstore (jianguoyunhq) for specific steps..



Intelligent incremental synchronization

Nutstore can realize the intelligent incremental synchronization of files via advanced incremental synchronization technology. When modifying a synchronized file, only the modified parts in the file will be uploaded during synchronization instead of uploading the whole file. The function can effectively save your time especially for large-scale design files such as ai and psd.

Cloud Bridge mode

More and more data are stored in computers as a result of electronic officing, and the HDD capacities are far from enough.

How to save HDD spaces and conduct real-time synchronization of files at the same time?

After installing or updating your Nutstore to version 4.0+, you can see Nutstore cloud disk identifier below in the “equipment and driver” after opening the File Explorer. All the synchronized folders in the cloud and files in such folders can be viewed by double-clicking the disk identifier.

Any file/folder unsynchronized will be displayed with a semi-transparent icon in the cloud bridge mode with a “☁” label attached. Such icons don’t occupy local HDD storage. They will be downloaded to a local HDD once double clicking them. Users may

download them as per their needs. For users with numerous files, they needn' t synchronize all the files to any local HDD to check all relevant files, which can substantially save local disk storage.

Follow us to get more useful skills

[Click here](#) to understand Nutstore Professional edition and senior professional edition services.

[Click here](#) to the free trial of Nutstore team edition.



@坚果云 on Sina weibo



@坚果云 on Tencent WeChat





坚果云
jianguoyun.com

上海亦存网络科技有限公司